

REACTIVITY IN AIR OF SbVO_5 TOWARDS MoO_3 AND PHASE EQUILIBRIA IN THE SbVO_5 – MoO_3 SYSTEM IN THE SOLID STATE

E. Filipek

Institute of Chemistry and Environment Protection, Technical University of Szczecin,
Al. Piastów 42, 71-065 Szczecin, Poland

Abstract

The use of XRD and DTA methods has allowed studies on the interaction of the SbVO_5 and MoO_3 , taking place in the solid state and in the medium of ambient air. The experimental results of XRD and DTA for all the samples showed the presence of a novel phase, i.e. $\text{Sb}_3\text{V}_2\text{Mo}_3\text{O}_{21}$ apart from various amounts of MoO_3 and $\text{V}_9\text{Mo}_6\text{O}_{40}$ or SbVO_5 and $\text{V}_2\text{O}_5(\text{s.s.})$. The SbVO_5 – MoO_3 system is not a real two-component system over the entire range of component concentrations up to the solidus line.

Keywords: DTA, phase equilibria, reactivity, $\text{Sb}_3\text{V}_2\text{Mo}_3\text{O}_{21}$, XRD

Introduction

For the past few years some systematic studies on phase equilibria being established in the V_2O_5 – α - Sb_2O_4 system in air have been conducted [1]. The results obtained have allowed us to state that an equimolar $\text{V}_2\text{O}_5/\text{Sb}_2\text{O}_4$ mixture when heated below 650°C will give a new phase, SbVO_5 . The phase appears stable at 710°C . Over 710°C that phase decomposes liberating oxygen to produce $\text{Sb}_2\text{V}_2\text{O}_9$ phase which possesses a rutile structure [2]. At this stage of study one could not exclude the possibility that the thermal decomposition of SbVO_5 would lead to a non-stoichiometric phase, $\text{Sb}_{0.92}\text{V}_{0.92}\text{O}_4$. The phase can be prepared by heating Sb_2O_3 with V_2O_5 at 800°C in air [3].

Results of other investigations of mutual reactivity in air of the oxides: α - Sb_2O_4 , V_2O_5 and MoO_3 have given an indication that the oxides react in a solid phase to form a novel compound, which a formula $\text{Sb}_3\text{V}_2\text{Mo}_3\text{O}_{21}$ has been attributed [4, 5]. Formation of the compound involves the oxides V_2O_5 , MoO_3 and α - Sb_2O_4 (in a molar ratio 2:6:3), its synthesis running in the presence of atmospheric oxygen. X-ray characteristic of $\text{Sb}_3\text{V}_2\text{Mo}_3\text{O}_{21}$ have been determined. The compound melts with accompanying decomposition at 740°C , a solid product of this peritectic reaction being $\text{Sb}_2\text{V}_2\text{O}_9$ [5]. The involvement of oxygen in synthesis of the compound carried out with the use of all the three oxides, that is, V_2O_5 , α - Sb_2O_4 , and MoO_3 can be accounted for by the gain in mass of the samples processed and by the presence of SbVO_5 in the reaction mixtures [5].

In the light of the recent experimental results it seemed interesting to establish the types and number of phases arising from a reaction in the solid state between SbVO₅ and MoO₃ in air atmosphere.

Experimental

MoO₃ was a commercial pure product of POCh (Gliwice, Poland) and SbVO₅ was prepared by heating an equimolar mixture of V₂O₅ (p.a. product, POCh, Gliwice, Poland) with α -Sb₂O₄ (obtained by heating a pure Sb₂O₃, Merck, Germany, in air) by a method described in work [1].

From a specially prepared SbVO₅ [1] and MoO₃ there were prepared 9 samples composed so as to present the whole component concentration range (Table 1). Accordingly, MoO₃/SbVO₅ mixtures were homogenised and shaped into pastilles to be then heated in a silite furnace, in the following cycles:

I: 400°C (1 h) → 500°C (24 h) → 550°C (24 h); II: 575°C (48 h);

III: 600°C (48 h); IV: 600°C (24 h).

Table 1 Contents of initial mixtures and X-ray phase analysis of SbVO₅/MoO₃ mixtures made on the final heating cycle

No.	Contents of initial mixtures/mol%		Molar ratio MoO ₃ :SbVO ₅	Phase composition on the final heating cycle
	MoO ₃	SbVO ₅		
1	10.00	90.00	1:9	SbVO ₅ , Sb ₃ V ₂ Mo ₃ O ₂₁ , V ₂ O _{5(s.s.)}
2	20.00	80.00	1:4	SbVO ₅ , Sb ₃ V ₂ Mo ₃ O ₂₁ , V ₂ O _{5(s.s.)}
3	30.00	70.00	3:7	SbVO ₅ , Sb ₃ V ₂ Mo ₃ O ₂₁ , V ₂ O _{5(s.s.)} – traces
4	40.00	60.00	2:3	Sb ₃ V ₂ Mo ₃ O ₂₁ , SbVO ₅ , V ₂ O _{5(s.s.)} – traces
5	50.00	50.00	1:1	Sb ₃ V ₂ Mo ₃ O ₂₁ , V ₂ O _{5(s.s.)}
6	53.85	46.15	7:6	Sb ₃ V ₂ Mo ₃ O ₂₁ , V ₂ O _{5(s.s.)} – traces, V ₉ Mo ₆ O ₄₀
7	55.00	45.00	11:9	Sb ₃ V ₂ Mo ₃ O ₂₁ , V ₉ Mo ₆ O ₄₀
8	60.00	40.00	3:2	Sb ₃ V ₂ Mo ₃ O ₂₁ , MoO ₃ , V ₉ Mo ₆ O ₄₀ – traces
9	80.00	20.00	4:1	MoO ₃ , V ₉ Mo ₆ O ₄₀ , Sb ₃ V ₂ Mo ₃ O ₂₁

The heating was carried out in a furnace equipped with an electronic temperature regulator, permitting to keep the temperature within the range (400–1000)±2.5°C.

After each heating cycle the samples were cooled slowly to ambient temperature, weighed to find a change in their mass, ground, subjected to DTA and XRD examinations then freshly pastilled and heated to give samples in equilibrium.

The establishment of equilibrium was checked by X-ray phase analysis of chosen specimens after two successive calcining cycles. If identical diffractograms were obtained it was accepted that equilibrium has been achieved. The heating of the samples was finished and the products were then analysed.

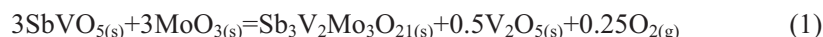
DTA of the samples was performed with derivatograph (MOM, Budapest) in quartz crucibles in air at 20–1000°C and a heating rate of 10°C min⁻¹. The weighed amount of the samples was 500 mg in each case.

The phase compositions of the specimens were assigned by using a diffractometer of a DRON-3 type (Bourestnik, Sankt Petersburg, Russia) with CoK_α/Fe radiation. The phases were identified with the help of appropriate PDF cards and literature data [1–3, 5].

Results and discussion

X-ray analysis of all the samples processed showed after the first heating cycle that they contained, apart from parent substances, MoO₃ and SbVO₅ – a phase Sb₃V₂Mo₃O₂₁ that is novel compound formed in air in the three-component V₂O₅-α-Sb₂O₄-MoO₃ system. The second and third heating cycles caused an increase in the amount of phase Sb₃V₂Mo₃O₂₁ and the formation of V₂O_{5(s.s.)} or V₉Mo₆O₄₀ against the decreasing amount of reagents.

Table 1 shows the phase content of samples after the final heating cycle, i.e. at equilibrium state. Samples 1–5 with up to 50.00 mol% of MoO₃ in their initial mixtures content comprised apart from phases Sb₃V₂Mo₃O₂₁ and SbVO₅ various quantities of solid solution of MoO₃ in V₂O₅ on the final heating cycle. The analysis of a diffraction pattern of a sample comprising 50.00 mol% of MoO₃ after the final heating stage has shown the sample to contain the novel phase Sb₃V₂Mo₃O₂₁ and V₂O_{5(s.s.)} only. The mechanism of the reaction between SbVO₅ with MoO₃ in this concentration range of components is not known and calls for special studies. Nevertheless, one can suppose that an intermediate reaction may take place in the solid state delivering free V₂O₅; the reaction could be written as follows:

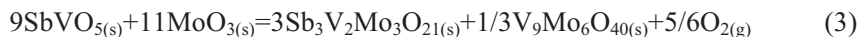


V₂O₅ released by this reaction carried out under the fixed conditions forms with molybdenum(VI) oxide a solid solution:



As MoO₃ has been totally involved in this component concentration range, i.e. up to 50.00 mol% MoO₃, SbVO₅ will occur in excess and remain in equilibrium with products of the reactions (1) and (2) that is with Sb₃V₂Mo₃O₂₁ and V₂O_{5(s.s.)}.

X-ray phase analysis of the diffraction pattern taken from the final thermally-induced sample 6, the initial mixture of which comprising MoO₃ and SbVO₅ at a molar ratio of 7:6, has shown that the sample was triphase and contains apart from the Sb₃V₂Mo₃O₂₁ minor quantities of V₂O_{5(s.s.)} and V₉Mo₆O₄₀. Sample 7 being at equilibrium was of mixture Sb₃V₂Mo₃O₂₁ and V₉Mo₆O₄₀. The XRD results of the equilibrium samples with the MoO₃ content of their initial mixtures ranging from ~50.00 to 55.00 mol% MoO₃ suggest that molybdenum(VI) oxide reacts with SbVO₅ to completion, yielding Sb₃V₂Mo₃O₂₁ and V₉Mo₆O₄₀:



The total mass losses, resulting in the sample composed initially of SbVO₅ and MoO₃ at a molar ratio 9:11, were on all the heating cycles equal to 0.57 mass%. This confirms the course of the reaction occurring according to Eq. (3). Samples 8 and 9, covering the remaining concentration range for components of the SbVO₅-MoO₃ system were triphase, and contain MoO₃, V₉Mo₆O₄₀ and Sb₃V₂Mo₃O₂₁.

The thermodynamic coexistence range for the above-mentioned phases in the solid state could be inferred here from the onset temperature of the first endothermic effects, recorded on the DTA curves that were measured for the samples being in a state of equilibrium.

DTA curves of samples 1–5 with up to 50.00 mol% of MoO₃ content of their initial mixtures taken after the final heating cycle showed three endothermic effects. The first of which started at 620°C, whereas the onset temperature of the second effect was fluctuating between 690 and 710°C. The onset temperature of the last endothermic effect, recorded in the range 780–810°C. Figure 1 shows, for example, a DTA curve of a sample comprising on the last heating cycle a mixture of Sb₃V₂Mo₃O₂₁ with V₂O_{5(s.s.)} and SbVO₅ (20.00 mol% of MoO₃ in the initial mixture). The DTA measurements imply that the Sb₃V₂Mo₃O₂₁ when in the solid state and in air coexists with V₂O_{5(s.s.)} and SbVO₅ up to 620°C. The endothermic effect starting at ~710°C was increasing with the increase of SbVO₅, accompanied by the change in mass noticed on TG curves, its values making up from 1.2 to 2.4% by mass. This effect is bound with the decomposition of SbVO₅ taking place in the solid state and starting at 710°C [1]. The product of decomposition of SbVO₅, i.e. Sb₂V₂O₉ (or Sb_{0.92}V_{0.92}O₄) melts at ~810°C.

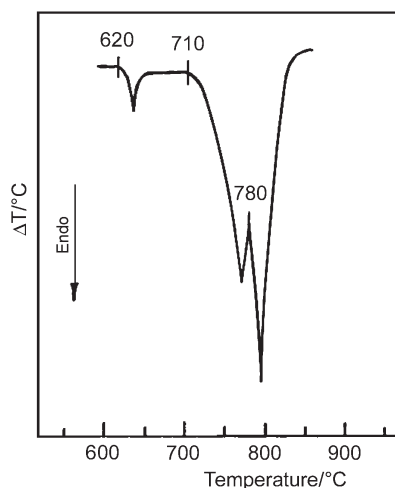


Fig. 1 DTA curve of mixture Sb₃V₂Mo₃O₂₁ and V₂O_{5(s.s.)} with SbVO₅

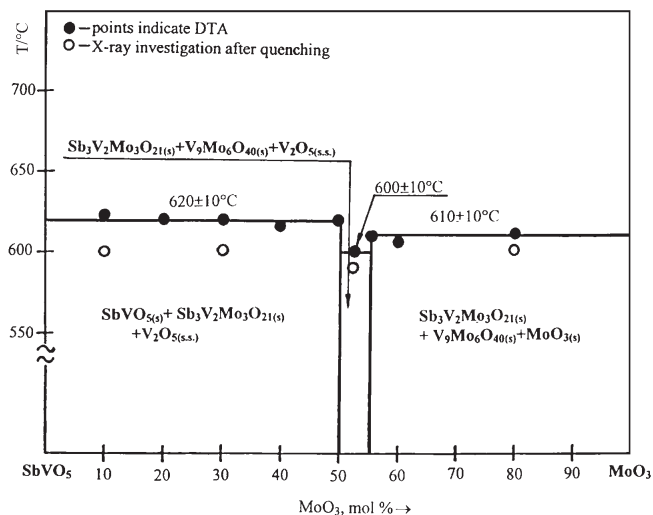


Fig. 2 Phase diagram of the SbVO₅-MoO₃ system in the solid state

DTA curves of samples 6 and 7 showed one strong endothermic effect with its onset temperature ~735°C and a weak effect recorded at 600°C, which may be accounted by the presence of V₂O_{5(s,s.s.)} or V₉Mo₆O₄₀, both compounds occurring in minute quantities. The effect recorded at ~735°C corresponds of melting Sb₃V₂Mo₃O₂₁ [5]. DTA measurements of the samples covering the remaining concentration range of components of the SbVO₅-MoO₃ system at equilibrium have also shown that the melting temperature of the mixtures comprising the Sb₃V₂Mo₃O₂₁ together with MoO₃ and V₉Mo₆O₄₀ is ~610°C.

Figure 2 shows a phase diagram of the SbVO₅-MoO₃ system up to the solidus line. The diagram has been constructed from the DTA and XRD results of all the samples being in equilibrium. The solidus line temperatures have been determined based on the temperature onset of the first effect recorded from the DTA curves. The SbVO₅-MoO₃ system is not a real two-component system over the entire range of component concentration up to the solidus line, because SbVO₅ does not remain in equilibrium with MoO₃. In the solid state the components react at a molar ratio of ~1:1 to yield Sb₃V₂Mo₃O₂₁ and solid solution of MoO₃ in V₂O₅. At a molar ratio of 9:11 (SbVO₅:MoO₃), on the other hand, the components react to produce Sb₃V₂Mo₃O₂₁ and V₉Mo₆O₄₀.

Conclusions

The investigations permit the following conclusions:

- SbVO₅ and MoO₃ are not inert but reactive towards each other in air in the solid state,

– depending on the molar proportion SbVO₅/MoO₃ mixture, the phases into a reaction giving rise to a number of solid phases, viz. Sb₃V₂Mo₃O₂₁ and V₂O_{5(s.s.)}; Sb₃V₂Mo₃O₂₁ and V₉Mo₆O₄₀,
– the SbVO₅-MoO₃ system is not a real two-component system up to the solidus line in the all component concentration range (Fig. 2).

References

- 1 E. Filipek, J. Therm. Anal. Cal., 56 (1999) 159.
- 2 R. Renaud, Rev. Chim. Miner., 8 (1971) 663.
- 3 S. Hansen, K. Stahl, R. Wilson and A. Anderson, J. Solid State Chem., 102 (1993) 340.
- 4 E. Filipek, Proc. VIIth Eur. Symp. on Therm. Anal. Cal., Hungary, Balatonfüred 1998, I/P-26, p. 66.
- 5 E. Filipek, J. Therm. Anal. Cal., in press.